

# Club Notes:



May 2013



One day last week, it was snowing great big fat flakes at 6:30 in the morning. At first, it it looked as if the rain was just knocking the Bradford Pear tree blooms off the trees by my deck. Then I realized that it was actually snow! The very next day I saw a hummingbird at my feeder. My lilac bush is blooming and it's time to mow the lawn already.

The  
Opal  
Lord  
contains 163  
patterns,  
including  
25 panos,  
a retail  
value of  
\$1855


Now on the last day of April it is 85 degrees outside! I still have flannel sheets on my bed. Temperatures are supposed to drop into the low 50's by Thursday. Weather in Missouri! Just never know from day to day what you'll get!

Mother's Day is just around the corner. My girls always get flowers for the planters for me for Mother's Day. I never know what kind or colors they'll get. I'm lucky that they have such good eyes for color. No matter what they get (and they plant them for me, too) they will be beautiful!

Enjoy the patterns this month. Take some time away from your quilting to go for a walk and enjoy life!


Smiles,  
Kim and Janet

# Panos



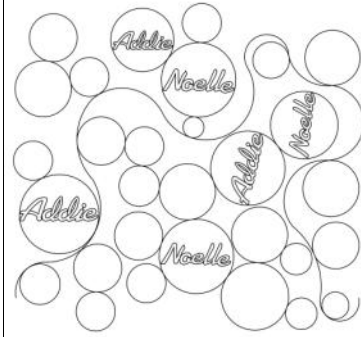
Pattern: 2013 pano 001

Archive: Opal Lord



Pattern: 3 tri pano 001

Archive: Opal Lord




Pattern: addie noelle pano

Archive: Opal Lord




Pattern: axo

Archive: Opal Lord



Pattern: beaver pano 002

Archive: Opal Lord




Pattern: beep beep pano 001

Archive: Opal Lord



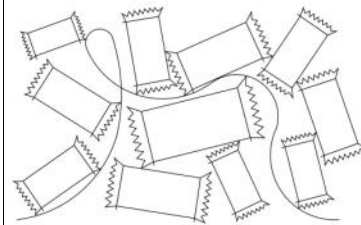
Pattern: blayze pano 001

Archive: Opal Lord




Pattern: boab tree pano 001

Archive: Opal Lord




Pattern: candy bar pano 001

Archive: Opal Lord




Pattern: carmen pano

Archive: Opal Lord



Pattern: chasing butterflys pano 001


Archive: Opal Lord



Pattern: circle name pano 001

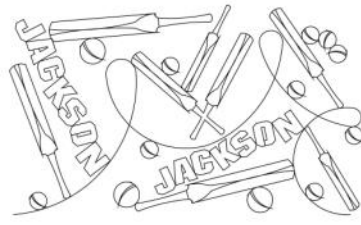
Archive: Opal Lord

# Panos Cont.




**Pattern: corvette pano 001**

Archive: Opal Lord



**Pattern: cricket pano 002**

Archive: Opal Lord




**Pattern: daisy echo pano 001**

Archive: Opal Lord




**Pattern: dizzy flower pano 001**

Archive: Opal Lord




**Pattern: football simple 001**

Archive: Opal Lord




**Pattern: football simple 002**

Archive: Opal Lord



**Pattern: go lsu pano 001**

Archive: Opal Lord



**Pattern: horseshoe stars pano 001**

Archive: Opal Lord



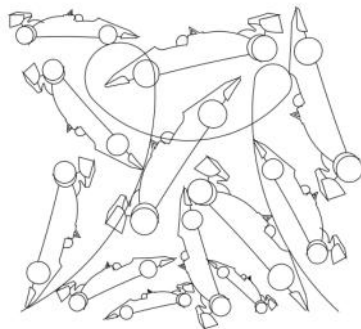
**Pattern: international doll pano 001**

Archive: Opal Lord



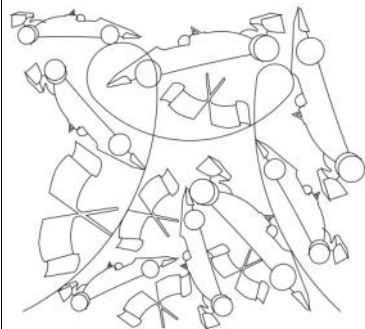
**Pattern: kelsey pano 001**

Archive: Opal Lord



**Pattern: kolbes racer pano 001**

Archive: Opal Lord




**Pattern: kolbes racer pano 002**

Archive: Opal Lord




*Panos cont.*



**Pattern: little hands feet pano 001**  
Archive: Opal Lord



**Pattern: loon pano 002**  
Archive: Opal Lord



**Pattern: masks and notes simple**  
Archive: Opal Lord



**Pattern: masks and notes simple 001**  
Archive: Opal Lord




**Pattern: north woods 3**  
Archive: Opal Lord



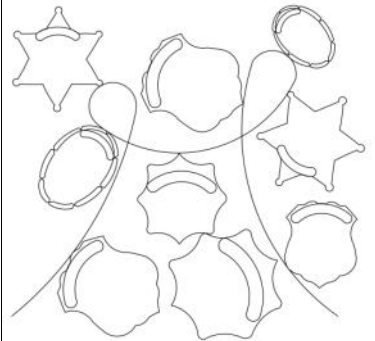
**Pattern: oducks pano 001**  
Archive: Opal Lord




**Pattern: pansy pano 001 sq**  
Archive: Opal Lord



**Pattern: penguin toes pano 002**  
Archive: Opal Lord



**Pattern: police badge pano 001**  
Archive: Opal Lord



**Pattern: police badge pano 002**  
Archive: Opal Lord



**Pattern: ribbon religious 005**  
Archive: Opal Lord



**Pattern: ribbon religious 006**  
Archive: Opal Lord

# Panos Con't.




Pattern: ribbon religious 007

Archive: Opal Lord



Pattern: space pano 005

Archive: Opal Lord




Pattern: spider web pano 003

Archive: Opal Lord



Pattern: strawberry leaves and blos-

Archive: Opal Lord




Pattern: superhero shield pano 002

Archive: Opal Lord



Pattern: trumpet pano 001

Archive: Opal Lord




Pattern: uofi pano 001

Archive: Opal Lord




Pattern: wavy line pano 79

Archive: Opal Lord



Pattern: windmill pano 001


Archive: Opal Lord



Wavy Line Pano 79 is begins and ends on the left side of the pattern. It is designed to stitch one belly bar width at a time, 89 inches wide.



# Kansas City Star Quilt Sampler Pattern Set

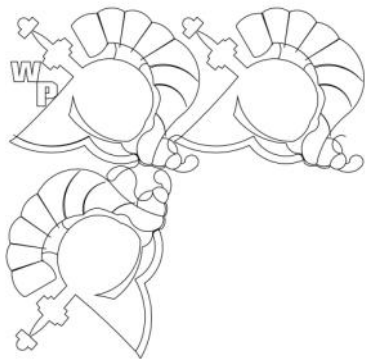


# Longarm Tip of the Month

This month's longarm tip is for all of us who run the computer-guided systems. No matter how sophisticated the software for your system is, there is no substitution for writing down the particulars for your edge-to-edge set up.

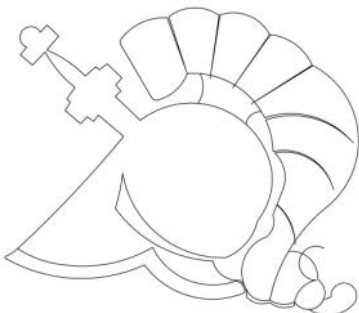
Pattern Height, Pattern Width, Vertical Spacing, Number of repeats in a row, Number of Rows. If your software loses its mind, having this information available will make the difference between a hair-pulling nightmare, and an easy recovery. Just Sayin!

We'd like to hear some of YOUR Longarm tips. Send us an email at [sweetdreamsq@aol.com](mailto:sweetdreamsq@aol.com) and type "CJC Longarm Tip" in the Subject line of your email. Don't be shy!



wp border  
wp brd crn


Q: What does WP stand for?



A: West Point



# Bargellow Feather Patterns



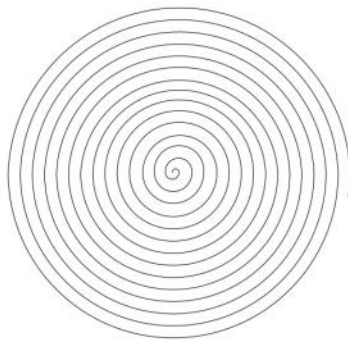





# Thirteen patterns in the Coroline Set Designed for Jinny Beyer's Coraline Quilt



# Five New York Beauty Patterns





# Favorite Longarm Supplies Vendors:

We've had many questions from new longarm quilters about the best places to buy their supplies. So, we thought we'd provide a list of our favorite vendors. This is not an exclusive list....you may already have other vendors who take care of your longarm supply needs...and we're not trying to convert anybody.

**Superior Thread:** I buy King Tut Thread in the 2000 yard cones, although they have poly thread as well. They sell wholesale only, so you'll need your sales tax certificate to set up an account. They have an amazing selection of thread. They have fabulous customer service and an easy online account set up process. They also ship internationally! <http://www.superiorthreads.com>

**Checker Distributing:** Wholesale Only.....I have rarely looked in vain for anything quilt related on their site. Shopping for supplies can be addicting! Shipping is charged on large items, but not on items such as pins, needles, thread, books, scissors, or most other notions. They do charge shipping on bolts of fabric, luggage, cutting mats, Ott Lights, etc. <http://www.checkerdist.com>

**SouthStar Supply Company:** They have scissors, snips & holsters, bobbins, pattern making supplies, rotary cutters, mats, knives, sharpeners, notions, needles, pins, ergonomics, safety, & handling supplies, steamers, machine oil, spot lifters, silicone.....and they are very nice people to work with. <http://www.southstarsupply.com>

**Quilter's Dream Batting:** I have pretty much stopped purchasing rolls of batting. I find it easier to maintain an accurate inventory of batting, and it stores well. Unlike some packaged batting, I don't find that the QD batting is distorted, and so it doesn't require a trip through my dryer before I can use it. Some of my best friends who also have longarm quilting businesses stock packaged batting as well as batting on a roll. We agree that these people are easy to work with! <http://www.quiltersdreambatting.com>

**Quilted Memories:** This Hobbs Batting distributor is only a quick phone call away. She ships UPS or Fed Ex. UPS costs a bit more, but since they'll put my packages inside my garage rather than leaving it out on my front porch, I don't mind that extra cost. This lady (Lyn Heilman) makes it happen! When I find myself in a batting crunch, she's there for me! Just gotta love that! (Plus she provided all the classroom batting for the SUGAR 2010 Conference this past summer). <http://www.quiltedmemoriesllc.com>

**Virginia Longarm:** I buy the dress bag and the 3-sided zipper totes to deliver my quilts to customer. They bring their next quilt to me in their bag. When I arrive at our guild meetings, laden with my purple bags, people say it looks like Christmas. Their quilts stay clean and it adds a little extra class and professionalism to my business. <http://www.virginialongarm.com> or call toll free at 855-566-4276.

Pattern Type	Size	Name of Existing Pattern for Modification	Name to be included in pattern	Attach good photos of quilt and blocks	Style you're going for. Other patterns you're using in the quilt, etc.
Block #1					
Block #2					
Block #3					
Border & Border Corner #1					
Border & Border Corner #2					
Border & Border Corner #3					
Triangle-Equilateral (all sides equal and all angles are 60 degrees)					
Triangle-Isosceles (two equal sides and two equal angles)					
Triangle-Scalene (no equal sides & no equal angles)					
Sash					
Point-to-Point					
Edge-to-Edge—Directional					
Edge-to-edge-Non Directional					
Edge-to-Edge-Interlocking					
Edge-to-Edge-Squared					

### Important things to consider and include with your design request:

When you take photos of the quilt and/or quilt block, the camera should be parallel to the quilt (we need a straight on shot). If we have to draft out the block, it helps a lot to capture correct angles.

If you want an existing pattern modified, we need the exact pattern name. (We cannot modify another designer's pattern, so please don't ask us to do that.)

Style you're going for: If you want celtic, but don't tell us and we make floral, no one will be happy.

If you want a name included in the pattern, you need to double check the spelling before you submit the request. If you find out after the pattern has been designed that you requested the pattern with incorrect spelling, your submission of the correct name spelling goes to the end of the drawing list, causing a delay for you.

If your machine has a short throat, please make sure you tell us the largest amount of the fabric your machine has access to quilt. [PLEASE email your design requests \(you can follow up with a phone call, but it helps us to have the email.\)](#)